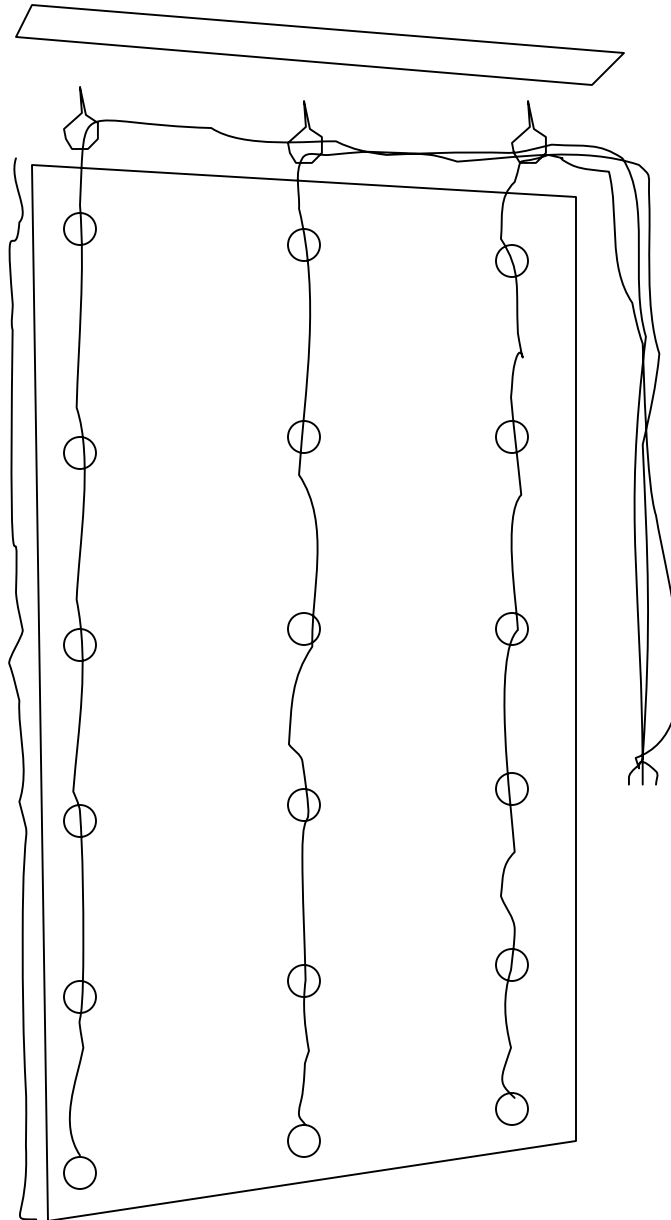


Making Insulated Shades



Wooden slat



Two pieces of muslin, sandwiching one piece of batting. Knot through all 3 layers where rings are stitched on. Cut rings from plastic plumbing pipe.


1. Windows before



2. Punch wood for screw eyes



3. Punch fabric for screw eyes



4. Install screw eyes



5. Screw eyes
through shade and
wood hold shade up




6. Shade hanging



7. Screw in cleat



8. Feed strings
through rings



9. Tie strings
together